




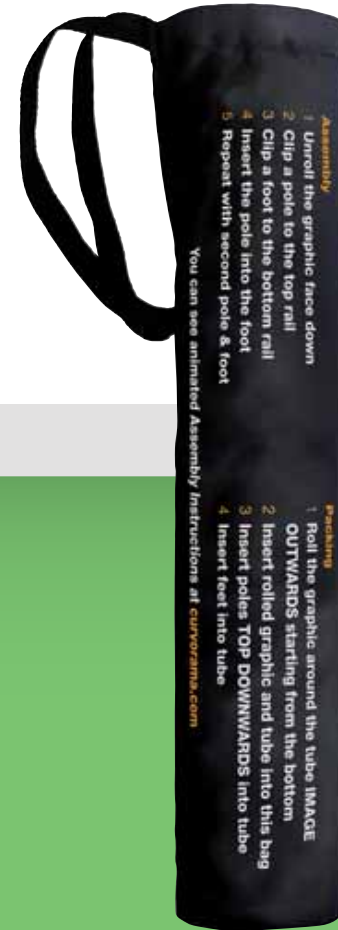
curvorama[®]

GRAPHIC PANELS



PACKING BAG*

TUBE*



Curvorama graphic panels join magnetically at the top and bottom and are self-aligning.

One tube and one packing bag come with each graphic panel.

The graphic rolls round the tube and packs into the bag which has full (simple) instructions printed on it.

*** NOT TO SCALE**

Curvorama wheeled cases are padded and re-inforced. They have a telescopic handle like suitcases.

Wheeled cases and holdalls can also be worn like a rucksack or carried like a bag. They have a clear label window to identify the graphic.

The holdall is compact enough to travel as hand luggage on many flights.



curvorama[®]

WALL-MOUNTING CLIPS



Bag (F) holds enough clips for six graphic panels and has full instructions printed on reverse.



For wall-mounting each **Curvorama** graphic panel needs :

2 x top clips (**A** and **B**) and 2 x bottom clips (**C** and **D**). **Clip D** is shown “released” to tension a graphic panel. All clips have hook velcro on reverse. 2 x velcro hooks (**E**) are included for shell schemes without velcro-accepting cloth on them.



Each free-standing Curvorama graphic panel needs:

2 legs (A) and 2 feet (B).

These pack inside the roller tube supplied with each graphic panel. Lights can be attached to the top of the legs.

2 x 150W floodlights in a flight case

Lights fit onto the top of the legs. One set of lights is adequate for a pop-up-sized display. This is the lighting set supplied in the Universal Kit.

The flight case packs into either of the wheeled drums.

